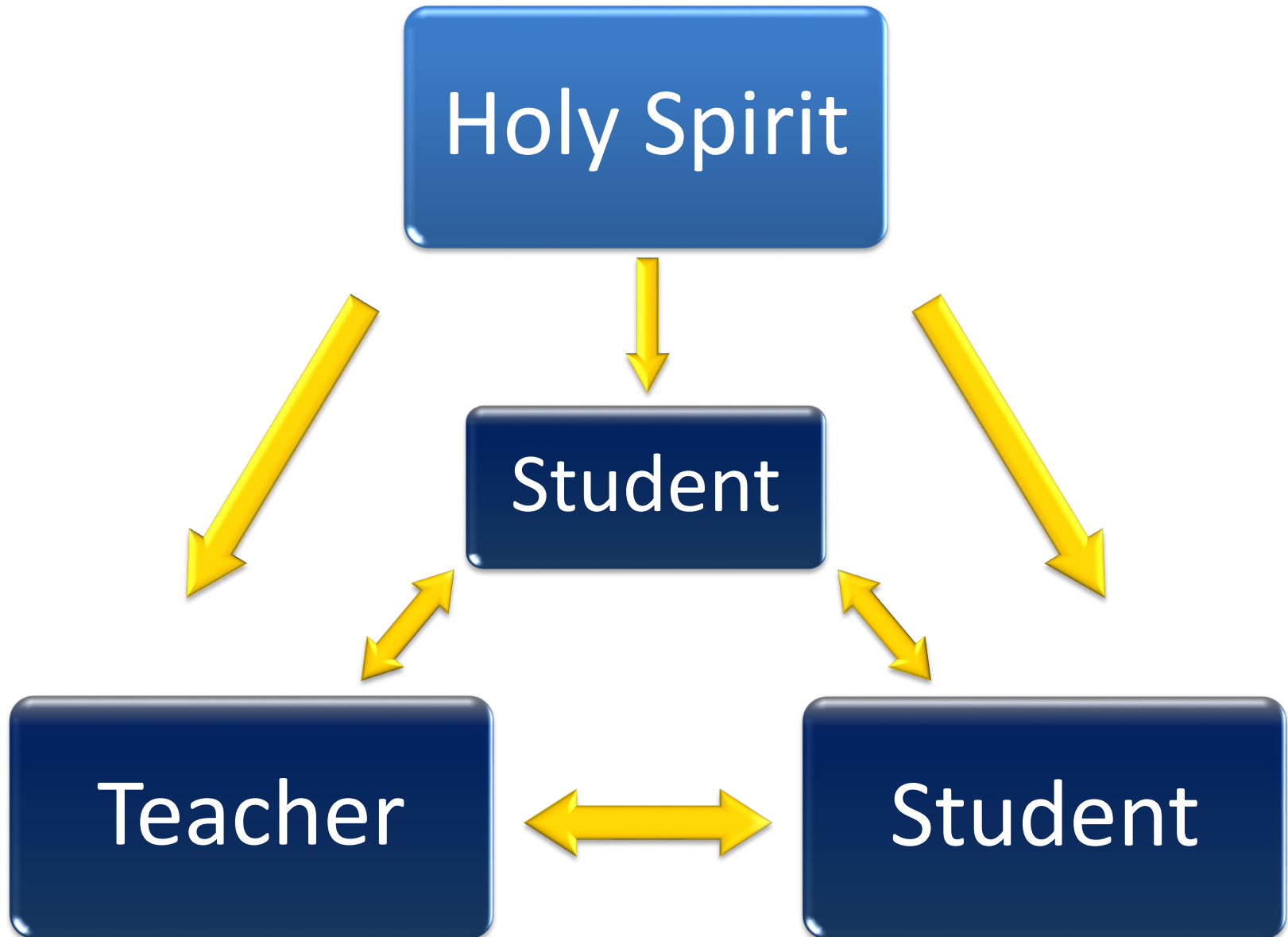


The Role of the Learner



The



The TakeAway

"I'm going to..."



Principles

"I know that ..."



Doctrines

“That all may be edified of all”

-Doctrine & Covenants 88:122



"I passed one day through a lonely town
And saw men tearing a building down
With a ho heave ho and a husky yell
They swung a beam and a side wall fell
I asked the foreman, 'are these men skilled?
The kind you'd hire if you had to build?'


'Oh no', he chuckled 'no indeed.
The common labourer is all I need.
Why I can destroy in a day or two
What builders have taken weeks to do'.
I thought to myself as I went on my way
Which of these roles have I tried to play?

Am I a builder who works with care
Strengthening lives by rule and square
Shaping my peers to a well-made plan
Helping them be the best they can?
Or am I a wrecker who walks around
Content with the labour of tearing down?"

-Author Unknown



How to Give a Great Scriptural Thought



FEAST



Find a scripture that has meaning for you and invite the class to turn to that scripture. Share the context of the verse(s).



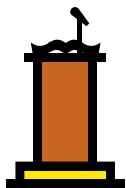
Explain: Read the verse(s) and then explain what it means to the class.



Apply: Tell what principle or doctrine you learned and how it applies to everyone.



Share an experience that relates to the principle or doctrine you learned.



Testify of the truths you found in the verses.

How to Share A Scripture: **FEAST**



Find a scripture that has meaning for you, and might have meaning for them. Share the context of the verse(s).



Explain: Read the verse(s) and then explain what it means to you.



Apply: Tell what principle or doctrine you learned and how it applies to life.



Share an experience that relates to the principle or doctrine.



Testify of the truths you found in the scripture.

How to Share A Scripture: **FEAST**



Find a scripture that has meaning for you, and might have meaning for them. Share the context of the verse(s).



Explain: Read the verse(s) and then explain what it means to you.



Apply: Tell what principle or doctrine you learned and how it applies to life.



Share an experience that relates to the principle or doctrine.



Testify of the truths you found in the scripture.

How to Share A Scripture: **FEAST**



Find a scripture that has meaning for you, and might have meaning for them. Share the context of the verse(s).



Explain: Read the verse(s) and then explain what it means to you.



Apply: Tell what principle or doctrine you learned and how it applies to life.



Share an experience that relates to the principle or doctrine.



Testify of the truths you found in the scripture.

How to Share A Scripture: **FEAST**



Find a scripture that has meaning for you, and might have meaning for them. Share the context of the verse(s).



Explain: Read the verse(s) and then explain what it means to you.



Apply: Tell what principle or doctrine you learned and how it applies to life.



Share an experience that relates to the principle or doctrine.



Testify of the truths you found in the scripture.

Seminary
is a SAFE
place

The One Rule In Seminary

Don't do anything that
might prevent the Spirit
from being here -for
yourself or anyone else.

The 4 Aspects of Quality Scripture Marking

- Tagging:

[Helping the verse(s) **stand out** so you can find it later.]

- Marking Insights:


Marking only the keywords in the verses.

- Footnote Tags:


Marking the Superscript letter and the significant footnote below.

- Annotations:

Write down keywords, notes, feelings, and principles in the margins.



“You haven’t read
them until you’ve
red them.”

A red line originates from the underlined word "read" in the first line of text and extends diagonally down to the left, ending at the word "red" in the third line of text. The word "red" is highlighted with a solid red rectangular background.

Principles:

- Say what we are to do
- Use personal pronouns
- Have a result

Examples of Principles:

- "If I ... then..."
- "We should... so that..."
- "When we ... then..."
- "We need to... because..."
- "I need to... so that..."

Doctrines

- Say what we believe

Examples of Doctrines:

- "I know that..."
- "I believe..."

Principles:

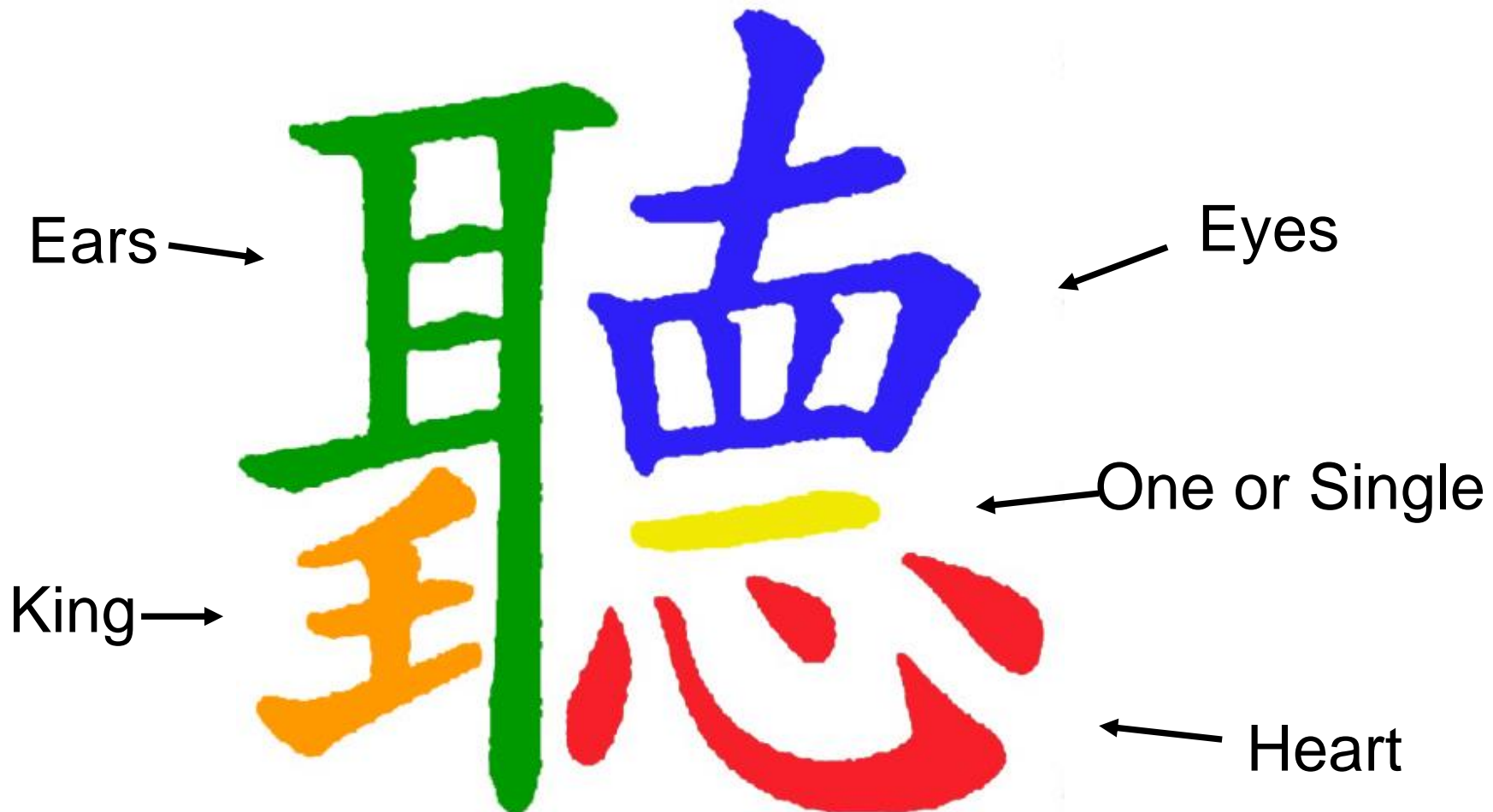
- Have an action
- Use personal pronouns
- Have a result

Examples of Principles:


- "If I ... then..."
- "We should... so that..."
- "When we ... then..."
- "We need to... because..."
- "I need to... so that..."

Doctrines: say what we should know or believe

The Chinese Character For “Listening”



Apply Them



**Them
There
Then**

**Me
Here
Now**

1,000s of Years Ago

21st Century



Get the central meaning of what the verses said

Analyze the verses using questions like “Why” or “How”.

Liken the verses to yourself. Look for a principle or doctrine you can apply.

Which Best Describes Your Scripture Study?


Water
Skiing



Swimming



Snorkeling



Skimming

Reading

Studying

Scuba Diving



*Intense
Study*



Margin Markers



What's The Lesson?
(Principle)



Power Phrases



- I really like that verse because...
- I think I just had an epiphany...
- Stop. I know a great cross reference for that verse...
- I have experienced that and want to testify that it is true.
- Look, look, I found a principle...
- Stop! I know a great Scripture Mastery verse that goes with that...
- Hey, there is a General Conference talk about that...
- Oh, this reminds me of...
- I want to learn more about what it says in that scripture...
- OK, I have a question about that...
- That makes me feel good because...
- That reminds me of when...

When You Study Your Scriptures

Look For 4 Colors

Black

The literal meaning. Be able to summarize **WHAT** you read or put it into your own words.

White

Read between the lines. Analyze. Ask yourself questions about the verse like “**WHY?**” or “**HOW?**”

Red

Highlight verses you want to be able to find later. Mark the key parts of verses and footnotes. Mark creatively.

Green

Write in your margin what you learned or what you should **GO** and do. Write down the lesson, principle, or moral.

DON'T USE YOUR CELL PHONE DURING CLASS

Seminary policy: Any cell phone that is used during class time can be collected by the teacher until after class.

After a second violation, a call home will be made and the suggestion made that the texting feature be disabled from the phone. We only use paper bases scriptures in class.



**If you have extenuating
circumstances, tell me
before class.**





**The
Spot**